



SARANGDEV

*A Journey In Wood...*

• Signature Creations •

# SARANGDEV COLLECTION

Kireina

*The Beautiful One*

Raaga

*A Symphony of Elements*

Dhaara

*A Flow of Style*

Leher

*Waves of Euphoria*

Udaya

*The Purity of Love*

Ashva

*Blissful Beauty*

Ananta

*Infinite Imagination*

Tarang

*Soul-stirring Enigma*



# Kireina

by Sarangdev



SARANGDEV  
*Signature Creations*



## The Beautiful One

Kireina is one-of-a-kind wood engineering marvel. Its unique composition of distinctive materials secures all 12 edges and corners, giving you a warm, sturdy, safe and durable shutter. That means no more degeneration, edge deterioration and vulnerability to chipping. Not to mention its aesthetically-pleasing etched trims and chamfered edges that will leave you spellbound.

# Kireina

by Sarangdev



Etched designer trims

Pure Wood and liquid glass

12-pcs edge and corner protection

Chamfered edges

## An Edge Over Others

What separates Kireina from the rest in the market? It's the cutting-edge design powered by advanced engineering and master craftsman's precision. While its unique edge eliminates all the weaknesses shutters usually face, its etched designer trims add a sight of admiration and distinction. It is a new-age invention for the ones who love to secure their edge over others.

# Kireina

by Sarangdev

## Acrylic Solid Surface Shutter


### Colour Selection




Warm White  
(High Gloss)




Warm White  
(Matt)



Irish Cream  
(High Gloss)



Irish Cream  
(Matt)



Mud Ash  
(High Gloss)



Mud Ash  
(Matt)



Height up to 2400 mm

# Kireina


by Sarangdev

## Acrylic Solid Surface Shutter

### Colour Selection



Metallic White  
(High Gloss)



Metallic Silver Grey  
(High Gloss)



Metallic Hazel  
(High Gloss)



Fawn  
(High Gloss)



Slate Grey  
(High Gloss)



Slate Grey  
(Matt)



Height up to 2400 mm



# Kireina


by Sarangdev

## *Veneered Surface Shutter*



Height up to 3000 mm


### Veneer Selection



White Oak



White Ash



American Walnut

# Kireina

by Sarangdev

## Saranga Inserts for Solid Surface



The inserts for Solid Surface (Acrylic) come in a matching colour. Alternately, one can choose to have a contrasting colour from the options available.

## *Saranga Inserts Shutter*

## Saranga Inserts for Veneered Surface



The inserts for Veneered Surface can be matched or contrasted with the following available options




White Ash Textured




White Oak Textured



Burmese Teak Textured



White Liquid Glass



Green Liquid Glass



Black Liquid Glass



# Kireina

by Sarangdev

## *Saranga Trims* *Etched Shutter*



### Wood Selection



American Walnut



White Oak



Burmese Teak

# Kireina

by Sarangdev

## *Saranga Trims Shutter*



### Saranga Trims in White Ash



### Stains in White Ash



White



Walnut



Blue



Light Grey



Green



Extra Grey



Teak



Dark Grey



Chocolate



Black

# Kireina

by Sarangdev

## *Kireina* *Features*



### Complementing Knob Design

The knob resonates the aesthetics of the shutter design, with the designer trim around the edges, and the matching colour on the surface.

### Shutter Specifications



#### **Specifications:**

Height upto 3000 mm

Thickness - 18mm

Substrate - HDHMR / MDF



# Raaga

by Sarangdev



SARANGDEV  
*Signature Creations*



## A Symphony of Elements

Like Raaga brings together melody and rhythm to make music, we brought together wood and laminate to create a soulful design. But more than art, it's an innovation that eliminates the need for Gola Profiles in floor units. Raaga is a span-new concept to enhance functionality and augmented space. Besides, the vertical edges are now curved and come wrapped in laminate, whereas the horizontal edges come in stained wood, in sync with the laminate colour, creating the perfect symphony. Raaga is simply music brought to life.

# Raaga

by Sarangdev

## ***Kitchen Base Cabinet Shutter***

*Wraparound laminated shutter with solid white  
Ashwood handle profile, in matching stain.*



Top handle profile



**Bottom Edge** : Stained Wood  
**Vertical Edge Profile** : Bullnose



Back surface laminate, same as front,  
with horizontal or vertical wood grain

### **Specifications:**

Substrate – E1 Grade MDF

Thickness – 23mm

Laminate – Horizontal Wood  
Grain suede finish



# Raaga

by Sarangdev

## ***Kitchen Wall Cabinet Shutter***

*Wraparound laminated shutter with stained wood edges*



**Top and Bottom Edge** : Stained Wood  
**Vertical Edge Profile** : Bullnose



Back surface laminate, same as front,  
with horizontal or vertical wood grain

### **Specifications:**

Substrate – E1 Grade MDF

Thickness – 23mm

Laminate – Horizontal Wood  
Grain suede finish

# Raaga

by Sarangdev

## Wardrobe Shutters

*Wraparound laminated shutter with handle profile band in the middle, in matching stained or black stained ashwood*



Middle handle profile



**Edge** : Stained Wood  
**Edge Profile** : Dual R6 curved

### Specifications:

Substrate – MDF/ HDHMR

Thickness – 26mm

Laminate – Vertical wood grain suede finish

Height – Upto 3450 mm



Back surface laminate, same as front.

# Raaga

by Sarangdev

*Laminate with  
Wood Shutter*

## Laminate Selection



Magas Walnut Bronze



Brazilian Walnut



Scandinavian Pike Oak



Columbian Cadiz Walnut




Laurel Oak Whirl



Laurel Oak Wind



Laurel Oak Wash



Twilight Ashwood



Strobilus Pine



Canadian Walnut



Thai Samoa Teak



Mediterranean Oak

## Wood Stain Selection



Closest matching stain or  
contrasting stain as per  
your choice



Black stain in White Ash  
Wood is also available




# Raaga


by Sarangdev

## *Veneer with Wood Shutter*


### Veneer Selection



American Walnut Stain - Natural




Burmese Teak Stain - Light Walnut



White Oak Stain - Natural



White Oak Stain - Light Walnut



White Ash Stain - Grey



White Ash Stain - White



White Ash Stain - Light Walnut



White Ash Stain - Dark Walnut

# Raaga


by Sarangdev

## Veneer with Wood Shutter

### Wood Selection




American Walnut Stain - Natural



Burmese Teak Stain - Light Walnut



White Oak Stain - Natural




White Oak Stain - Light Walnut




White Ash Stain - Grey



White Ash Stain - White



White Ash Stain - Dark Walnut



Persian Lilac - Walnut

Height up to 2400 mm



# Dhaara

by Sarangdev



SARANGDEV  
*Signature Creations*



## A Flow of Style

Dhaara is a handleless laminated shutter design creating an effect of wall panelling. An amalgamation of stained wooden edges and a curved handle profile, Dhaara is a seamless shutter without any ebb, a whole new level of sophistication in laminates. Apart from its beauty, the shutter is very easy to clean and maintain.

# Dhaara

by Sarangdev

## *Handleless Laminate Shutter*



**Top and Bottom Edge :** Stained Wood

**Vertical Edge Profile :**

- Hinge side straight edge
- Sectional Profile on the opposite edge



Back surface laminate, same as front,  
with vertical wood grain

### Specifications:

Substrate – MDF/HDHMR

Thickness – 26mm

Laminate – Vertical Wood  
Grain suede finish

Height – Up to 2400 mm

# Dhaara

by Sarangdev

*Handleless Laminate  
Shutter*

## Laminate Selection



Magas Walnut Bronze



Brazilian Walnut



Scandinavian Pike Oak



Columbian Cadiz Walnut



Laurel Oak Whirl



Laurel Oak Wind



Laurel Oak Wash



Twilight Ashwood



Strobus Pine



Canadian Walnut



Thai Samoa Teak



Mediterranean Oak



# Leher

by Sarangdev



## Waves of Euphoria

The grooves in the middle of double shutters now become history as a new wave in the form of veneered shutters enters the market. Crafted in single and double doors, Leher brings newness into the home with its single harmonious pattern. So much so that it maintains the width of profile recess throughout the shutters, enabling natural dust proofing and preventing deterioration and spoilage. Leher is an expression of the ever-flowing rhythm of waves, an exclusive handleless design concept that merges two doors in a faultless synchronous pattern.

# Leher

by Sarangdev

## *Handleless Veneer Shutter*



**Top and Bottom Edge :** Stained Wood  
**Vertical Edge Profile :**

- Hinge side straight edge
- Sectional profile on the opposite edge

### **Specifications:**

- Substrate – MDF/HDHMR
- Thickness – 26mm
- Laminate – Vertical Wood Grain  
Front surface grooved
- Height – Up to 2400 mm



Back surface veneer, same as front, with  
vertical wood grain



# Leher

by Sarangdev

*Handleless Veneer  
Shutter*

## Double Door Profile



Sectional Profile – Left side

Sectional Profile – Right side

## Single Door Profile



Sectional Profile – Single door

# Leher


by Sarangdev

*Handleless Veneer  
Shutter*


## Veneer Selection




American Walnut Stain - Natural



Burmese Teak Stain - Light Walnut



White Oak Stain - Natural




White Oak Stain - Light Walnut



White Ash Stain - Grey



White Ash Stain - White



White Ash Stain - Light Walnut



White Ash Stain - Dark Walnut

# Udaya

by Sarangdev



SARANGDEV

*Signature Creations*



## The Purity of Love

As the rising sun is a pure form of love for mother earth, Udaya is a solitary collared raised panel made from love for wood. Its engineered stiles and central panel are brought together in such an imaginative way that it augments practicality, functionality and endurance. It also limits the expansion/ contraction in solid wood doors. It is a novel piece fashioned to stand the test of time in quality, style and enriched living.

# Udaya

by Sarangdev

## ***Raised Panel Door***



### **Specifications:**

Frame thickness – 21mm

Central Panel thickness – 16mm

Stiles and Central Panel –  
Solid wood engineered for stability

Grain orientation – Along the length



### **Unique Collar**

Central Panel with distinct collared top edge, gives an aesthetic high



# Udaya

by Sarangdev

***Raised Panel Door***

## Wood and Stain Selection



Quarter Sawn  
White Ash



Quarter Sawn  
White Oak



Quarter Sawn  
Walnut



Burmese Teak



Persian Lilac




Grey



Natural




Natural



Light Walnut



Walnut



White



Light Walnut



Dark Walnut



# Ashva

by Sarangdev



SARANGDEV  
*Signature Creations*



## Blissful Beauty

Beauty comes in many forms; then why must wood be limited to one? It does not anymore. Ashva is an extensive range - bringing magnificence, sophistication, and performance in various designs – carefully mounted solid wood profiled surfaces. But what's beauty without purpose?

Ashva's ingenious engineering helps limit unpredictability of wood enabling versatile designs. Ashva - stands for Blissful Beauty, an all-encompassing mounted range with myriad styles and characters.

# Ashva

by Sarangdev

***Solid Wood  
Profiled Surfaces***



## **Specifications:**

Substrate – HDHMR

Top layer – Solid Wood

Back layer – Closest Matching Veneer

Thickness at the lowest point is 18mm, and the highest point will vary as per design, to a maximum of 23mm.

All edges solid wood as per design



# Ashva

by Sarangdev

*Solid Wood  
Profiled Surfaces*

## Wood and Stain Selection



Quarter Sawn  
White Ash



Quarter Sawn  
White Oak



Quarter Sawn  
Walnut



Burmese Teak



Persian Lilac



Grey



Natural



Natural



Light Walnut



Walnut



White



Light Walnut



Dark Walnut




# Ananta

by Sarangdev



SARANGDEV  
*Signature Creations*



## Infinite Imagination

Seamless wraparound veneered shutter in vertical grain with a recessed handle profile, highlighted by a base panel in solid wood horizontal grain with etching.



# Ananta

by Sarangdev

## *Wraparound Veneered Shutter*



### **Specifications:**

Substrate – MDF / HDHMR

Thickness – 26mm

Veneer – Vertical Wood Grain

Height upto – 2400mm

Width – upto 550mm



# Ananta


by Sarangdev

*Wraparound Veneered  
Shutter*

## Veneer Selection



American Walnut Stain - Natural




Burmese Teak Stain - Light Walnut



White Oak Stain - Natural




White Oak Stain - Light Walnut



White Ash Stain - Grey



White Ash Stain - White



White Ash Stain - Light Walnut



White Ash Stain - Dark Walnut

# Tarang

by Sarangdev



SARANGDEV  
*Signature Creations*



## Soul-Stirring Enigma

Both side textured laminated shutter with wooded edges and handle profile in solid wood for base shutters, eliminating the need for gola profile.



# Tarang

by Sarangdev

*Textured Laminated  
Shutter*



## Specifications:

Substrate – HDHMR

Thickness – 18mm

Height upto – 2400mm





**[www.sarangdev.com](http://www.sarangdev.com)**



For Inquiries Contact:

[info@sarangdev.com](mailto:info@sarangdev.com) | 81309 18999